

GYAN TRADERS LIMITED

Regd. Office :
10/4B, Lala Lajpat Rai Sarani
3rd Floor, Kolkata - 700 020
CIN No. : L65993WB1981PLC033435
Phone/Fax : 22908100/8104/8105
E-mail : [sanjeevbubna@hotmail.com](mailto:sanjevbubna@hotmail.com)

To,
The Gen.Manager
Listing Deptt.
CSE LTD.
7, Lyons Range
Kolkata -700001

Dt.19.07.24

Dear Sir,

Please find enclosed herewith our **Share Holding Pattern** for the Quarter Ended on 30.06.24 alongwith the following Reports annexed thereto:

- i)Share Holding Pattern
- ii)Investor Grievance Report
- iii)Balance Confirmation Certificate
- iv)Clause 74(5) Confirmation
- v)Distribution Schedule both in Value and in Numbers

Please acknowledge the receipt.

Thanking You,

Yours Faithfully,

Gyan Traders Limited


Director

ENCL :- As Above

CHALLAN

From:
Maheshwari Datamatics Pvt Ltd
23, R N Mukherjee Road
5th Floor, Kolkata 700001
Phone : 033 22482248, 22435029
Email: mdpldc@yahoo.com


To:
GYAN TRADERS LTD.
10/4B, LALA LAJPAT RAI SARANI
3RD FLOOR
KOLKATA
700020


Shareholding Pattern as on 30/06/2024
Investors' Grievance Report for quarter ended 30/06/2024 and for the full financial year
Balance Confirmation Certificate
Compliance Certificate U/S 7(3)

Clause 74(5) Confirmation
Distribution Schedule both in value and in numbers

Date: 05/07/2024

For Maheshwari Datamatics Pvt Ltd





MAHESHWARI DATAMATICS PVT. LTD.

Regd. Off. : 23, R. N. Mukherjee Road, 5th Floor, Kolkata - 700 001, Phone : 2248-2248, 2243-5029, 2231-6839
E.mail : mdpldc@yahoo.com, Website : www.mdpl.in, CIN : U20221WB1982PTC034886

Sl No.112

GYAN TRADERS LTD.
10/4B, LALA LAJPAT RAI SARANI
3RD FLOOR
KOLKATA
700020

Investors' Complaints Report for the quarter 01/04/2024 to 30/06/2024

No of Investor Complaints pending at the beginning of the quarter : NIL
No of Investor Complaints received during the quarter : 0
No of Investor Complaints disposed of during the quarter : 0
No of Investor Complaints unresolved at the end of the quarter: NIL

Break-up Investors' Complaints received during the quarter


Dividend	:	0
Share Certificate	:	0
Annual Report	:	0
Total	:	0

For Maheshwari Datamatics Pvt. Ltd.

Registrars

Dated : 03/07/2024





MAHESHWARI DATAMATICS PVT. LTD.

Regd. Off. : 23, R. N. Mukherjee Road, 5th Floor, Kolkata - 700 001, Phone : 2248-2248, 2243-5029, 2231-6839
E.mail : mdpldc@yahoo.com, Website : www.mdpl.in, CIN : U20221WB1982PTC034886

Sl No.108

03/07/2024

GYAN TRADERS LTD. - INE534H01015
10/4B, LALA LAJPAT RAI SARANI
3RD FLOOR
KOLKATA
PIN 700020

Dear Sir / Madam,


Sub: Compliance Regarding Confirmation Of
Dematerialisation as per Regulation 74(5) of
Securities and Exchange Board of India
(Depositories and Participants) Regulations, 2018

We confirm that no dematerialisation request for equity shares of
your Company was confirmed during the period 01/04/2024 to 30/06/2024.

Thanking You,

Yours faithfully

For MAHESHWARI DATAMATICS PVT. LTD.


REGISTRARS



Format of holding of specified securities

1. Name of Listed Entity: GYAN TRADERS LTD. (CIN:L65993WB1981PLC033435)
2. Scrip Code - Name of Scrip -, - Class of Security Equity
3. Share Holding Pattern Filed under : Reg. 31(1)(a)/Reg. 31(1)(b)/Reg. 31(1)(c)
 - a. If under 31 (1)(b) then indicate the report for Quarter ending: 30/06/2024
 - b. If under 31(1)(c) then indicate date of allotment/extinguishment

4. Declaration : The Listed entity is required to submit the following declaration to the extent of submission of information:-

Particulars	Yes*	No*
1 Whether the Listed Entity has issued any partly paid up shares?		No
2 Whether the Listed Entity has issued any Convertible Securities or Warrants?		No
3 Whether the Listed Entity has any shares against which depository receipts are issued?		No
4 Whether the Listed Entity has any shares in Locked-in?		No
5 Whether any shares held by promoters are pledge or otherwise encumbered?		No
6 Whether company has equity shares with differential voting rights?		No
7 Whether the Listed Entity has any significant beneficial owner?	Yes	No

* If the Listed Entity selects the option 'No' for the questions above, the column for the partly paid up shares, Outstanding Convertible Securities/Warrants, depository receipts, locked-in shares, No of shares pledged or otherwise encumbered by promoters, as applicable, shall not be displayed at the time of dissemination on the Stock Exchange website. Also wherever there is 'No' declared by Listed Entity in above table the values will be considered as 'Zero' by default on submission of the format of holding of specified securities.

5. The tabular format for disclosure of holding of specified securities is as follows:-



Table I - Summary Statement holding of specified securities as on 30/06/2024

Category (I)	Nos. of shareholders (III)	No. of fully paid up equity shares held (IV)	No. of Partly paid-up equity shares held (V)	No. of shares underlying Depository Receipts (VI)	Total nos. shares held (VII)=(IV)+(V)+(VI)	Shareholding as a % of total no. of shares (calculated as per SCRR, 1957) As a % of (A+B+C2)	Number of Voting Rights held in each class of securities (X)			No of shares Underlying outstanding convertible securities (including Warrants) (X)	Shareholding as a % assuming full conversion of convertible securities (as a percentage of diluted share capital) (XI)=(VII)+(X) as a % of (A+B+C2)	Number of Locked in shares (XII)		Number of shares pledged or otherwise encumbered (XIII)		Number of equity shares held in dematerialized form (XIV)
							Class eg. x	Class eg. y	Total			No. (a)	As a % of total shares held (b)	No. (a)	As a % of total shares held (b)	
(A) Promoter & Promoter group	6	788945	0	0	788945	71.7223	788945	0	71.7223	0	0.0000	0	0	0	0.0000	788945
(B) Public	18	311055	0	0	311055	28.2777	311055	0	28.2777	0	0.0000	0	NA	NA	0.0000	310311
(C) Non Promoter - Non Public													NA	NA		
(C1) Shares underlying DRs						NA							NA	NA		
(C2) Shares held by Employee Trusts													NA	NA		
Total	24	1100000	0	0	1100000	100.0000	1100000	0	100.0000	0	0.0000	0				1099256




Gyan Traders Ltd.															
Table II - Statement Showing shareholding pattern of the Promoter and Promoter Group as on 30/06/2024															
(1)	(2)	(3)	(4)	(5)	(6)	(7)	(8)	Number of Voting Rights held in each class of securities (IX)			Shareholding as a % assuming full conversion of convertible securities (as a percentage of diluted share capital) (XI) = (VI)+(X) As a % of (A+B+C2)	Number of Locked in shares (XII)	Number of shares pledged or otherwise encumbered (XIII)	Number of equity shares held in dematerialized form (XIV)	
								No of Voting Rights Class x	Class y	Total					
(1)	Indian	PAN (I)	Nos. of shareholders (III)	No. of fully paid up equity shares held (IV)	Partly paid-up equity shares held (V)	Nos. of shares underlying Depository Receipts (VI)	Total nos. shares held (VII) = (IV)+(V)+(VI)	Shareholding % calculated as per SCRR, 1957 As a % of (A+B+C2) (VIII)	Total as a % of Total Voting rights (X)	No of shares Underlying convertible securities (as a percentage of diluted share capital) (X)	No. (a)	No. (g)	As a % of total shares held (b)		
(a)	Individuals/Hindu undivided Family		3	418529	0	0	418529	38.0481	38.0481	0	0	0	0	0.0000	418529
	SANJEEV BUBNA	AECPB9459C	1	273797	0	0	273797	24.8906	24.8906	0	0	0	0	0.0000	273797
	RASHMI BUBNA	AHNPB3381H	1	142482	0	0	142482	12.9529	12.9529	0	0	0	0	0.0000	142482
	SANJEEV BUBNA HUF	AAAFHS3337B	1	2250	0	0	2250	0.2045	0.2045	0	0	0	0	0.0000	2250
(b)	Central Government/State Government(s)														
(c)	Financial Institutions/Banks														
(d)	Any Other (specify)														
	Bodies Corporate		3	370416	0	0	370416	33.6742	33.6742	0	0	0	0	0.0000	370416
	INDISTOCK PRIVATE LIMITED	AAACIB554J	1	170024	0	0	170024	15.4567	15.4567	0	0	0	0	0.0000	170024
	LILLY EXPORTERS PRIVATE LIMITED	AAACL5836C	1	157239	0	0	157239	14.2945	14.2945	0	0	0	0	0.0000	157239
	SANJEEV BUBNA	AAETS3935L	1	43153	0	0	43153	3.9230	3.9230	0	0	0	0	0.0000	43153
	Sub Total		6	788945	0	0	788945	71.7223	71.7223	0	0	0	0	0.0000	788945
(2)	Foreign Individuals (Non-Resident Individuals/Foreign Individuals)														
(a)	Government														
(b)	Institutions														
(c)	Foreign Portfolio Investor														
(d)	Any Other (specify)														
(e)	Sub Total		0	0	0	0	0	0.0000	0.0000	0	0	0	0	0.0000	0
	Total Shareholding of Promoter and Promoter Group (A) = (A1)+(A2)		6	788945	0	0	788945	71.7223	71.7223	0	0	0	0	0.0000	788945



Table III - Statement Showing shareholding pattern of the Public shareholder as on 30/06/2024

Category & Name of the Shareholders (I)	PAN (II)	Nos. of shareholders (III)	No. of fully paid up equity shares held (IV)	Partly paid up equity shares held (V)	Nos. of underlying Depository Receipts (VI)	Total nos. shares held (VII)=(IV)+(V)+(VI)	Shareholding % calculated as per SCRR, 1957) As a % of (A+B+C2) (VIII)	Number of Voting Rights held in each class of securities (X)			Total Shareholding as a % assuming full conversion of convertible securities (as a percentage of diluted share capital) (XI)=(VII)+(X) As a % of (A+B+C2)	Number of Locked in shares (XII)		Number of shares pledged or otherwise encumbered (XIII)	Number of equity shares held in dematerialized form (XIV)	Sub-categorization of shares (XV)			
								No of Voting Rights				No. (a)	As a % of total shares held (b)			No. (Not applicable) (a)	As a % of total shares held (b)	Sub-Category (i)	Sub-Category (ii)
								Class x	Class y	Total									
(1) Institutions (Domestic)																			
(e) Mutual Funds																			
(b) Venture Capital Funds																			
(c) Alternate Investment Funds																			
(d) Banks																			
(e) Insurance Companies																			
(f) Provident Funds / Pension Funds																			
(g) Asset Reconstruction Companies																			
(h) Sovereign Wealth Funds																			
(i) NBFCs Registered with RBI																			
(j) Other Financial Institutions																			
(k) Any Other (specify)																			
(2) Sub Total Institutions (Foreign)		0	0	0	0	0	0.0000	0	0	0	0	0.0000	0	0	0	0	0		
(a) Foreign Direct Investment																			
(b) Foreign Venture Capital Investors																			
(c) Sovereign Wealth Funds																			
(d) Foreign Portfolio Investors Category I																			
(e) Foreign Portfolio Investors Category II																			
(f) Overseas Depositories (holding DRs) (balancing figure)																			
(g) Any Other (specify)																			
(3) Sub Total Central Government / State Government(s)		0	0	0	0	0	0.0000	0	0	0	0	0.0000	0	0	0	0	0		
(a) Central Government / President of India																			
(b) State Government / Governor																			
(c) Shareholding by Companies or Bodies Corporate where Central/State Government is a promoter																			
(4) Sub Total Non-Institutions Associate Companies / Subsidiaries		0	0	0	0	0	0.0000	0	0	0	0	0.0000	0	0	0	0	0		
(a) Subsidiaries																			



GYAN TRADERS LTD.		Table IV - Statement Showing shareholding pattern of the Non Promoter - Non Public shareholder as on 30/06/2024										Number of Locked in shares (XII)		Number of shares pledged or otherwise encumbered (XIII)			
Category & Name of the Shareholders (I)	PAN (II)	No of shareholders (III)	No. of fully paid up equity shares held (IV)	Partly paid-up equity shares held (V)	Nos. of underlying Depository Receipts (VI)	Total shares held (VII)=(IV) + (V)+(VI)	Shareholding % calculated as per SCRR, 1957) As a % of (A+B+C2) (VIII)	Number of Voting Rights held in each class of securities (IX)			Total Shareholding as a % assuming full conversion of convertible securities (as a percentage of diluted share capital) (XI)=(VII)+(X) As a % of A+B+C2)	As a % of total shares held (b) (a)	As a % of total shares held (Not applicable) (b) (a)	Number of equity shares held in dematerialized form (XIV)			
								Class x	Class y	Total							
(1) Custodian / DR Holder																	
(2) Employee Benefit Trust/Employee Welfare Trust under SEBI (Share based Employee Benefits and Sweat Equity) Regulations, 2021																	
Total Non Promoter - Non Public Shareholding (C)=(1)+(2)																	





Board approved limits		As on shareholding date
Limits utilized	0.0000	As on 31/03/2024
	0.0000	As on 31/12/2023
	0.0000	As on 30/09/2023
	0.0000	As on 30/06/2023

GYAN TRADERS LTD.
Table VI - Statement showing foreign ownership limits as on 30/06/2024



Gyan Traders Ltd.		Shareholding Summary as on 30/06/2024				
		As per Folio/Client Id		As per PAN		
Form	No of Records	% to Total Records	No of Shares	% to Total Shares	No of Records	No of Shares
PHYSICAL	7	29.1667	744	0.0676	7	744
NSDL	2	8.3333	222	0.0202	2	222
CDSL	15	62.5000	1099034	99.9122	15	1099034
TOTAL	24	100.0000	1100000	100.0000	24	1100000
Total No of Shareholders as per PAN Clubbed 24						